

Technical data sheet



CBH Concealed Beam Hanger

*The CBH hanger is a development of the TU range.
It allows for concealed timber to timber connections and can be face fixed or pocketed on to the header timber.*

Features

Material

- Galvanized steel S250GD + Z275 according to NF EN 10346

Benefits

- Concealed assembly
- Fastening on wood or concrete
- Optimised installation compliant with Eurocodes

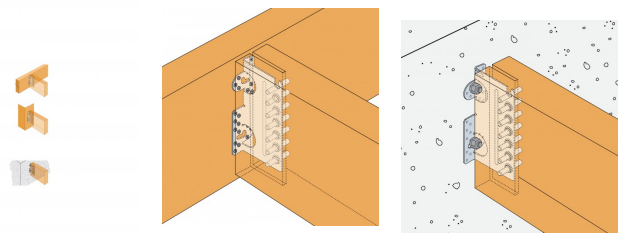
Applications

Suitable On

- Supporting member:** solid wood, composite lumber, glued-laminated wood
- Supported member:** solid wood, composite lumber, glued-laminated wood

When to Use

- Joists
- Purlins
- Structural beams

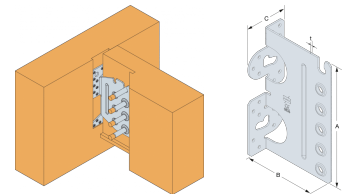


Fixation bois/bois

CBH
Concealed Beam Hanger

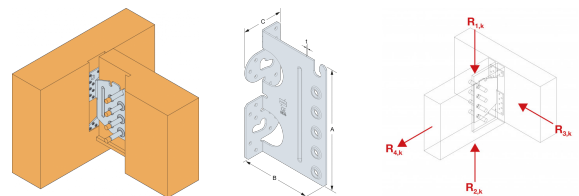
Technical Data

Product Dimensions



References	Header dimensions [mm]	Joist Size [mm]				Product Dimensions [mm]				Header holes		Joist holes
	Height	Width	Height			A	B	C	t	Ø11	Ø5	Ø10.5
	Min	Min	Min $\beta=0$	Min $\beta\neq 0$	Max.							
CBH150/2.5	192	60	190	219	225	150	113.5	60	2.5	2	14	5
CBH180/2.5	222	60	220	249	270	180	113.5	60	2.5	2	16	6
CBH220/2.5	262	60	250	279	330	220	113.5	60	2.5	2	22	7

Wood/wood fastening- Characteristic values in kn



References	Product Capacities										
	Number of Fasteners				Product characteristic capacities - Timber C24 [kN]						
	Header		Joist		$R_{1,k}$ - Slope $\beta=0^\circ$						
	Qty	Type	Qty	Type	Dowels length [mm]						
					60	80	100	120	140	160	
CBH150/2.5	14	CNA4,0x60	5	STD10	18	18.6	20.7	22.4	24	24	
CBH180/2.5	16	CNA4,0x60	6	STD10	25	26.5	29.5	32.1	32.6	32.6	
CBH220/2.5	22	CNA4,0x60	7	STD10	32.6	34.2	37.9	41.1	42.8	42.8	

Product Characteristic capacities - Slope = $>0^\circ$

References	Number of Fasteners				Product characteristic capacities - Timber C24 [kN]					
	Header		Joist		$R_{1,k}$ Slope $\beta>0^\circ$					
	Qty	Type	Qty	Type	Dowels Length [mm]					
					60	80	100	120	140	160
	CBH150/2.5	14	CNA4,0x60	5	STD10	16.4	16.7	18	19.3	20.6
CBH180/2.5	16	CNA4,0x60	6	STD10	22.5	23.4	25.6	27.6	29.7	30.1
CBH220/2.5	22	CNA4,0x60	7	STD10	29.8	30.8	33.3	35.7	38.3	39.5

CBH Concealed Beam Hanger

Installation

Fasteners

Wood/Wood:

Supporting member:

- CNA annular ring-shank nails dia. 4.0 x 60 mm compliant with ETA-04/0013

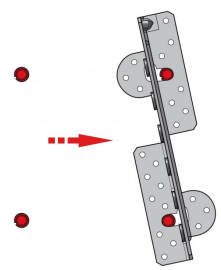
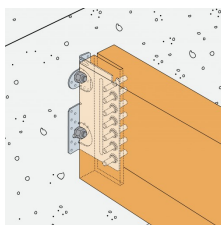
Supported member:

- Dowels dia. 10 mm (length to be specified depending on wood thickness)

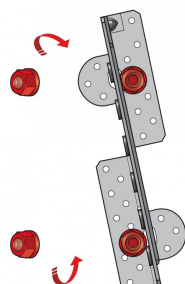
Installation

Pocket Installation

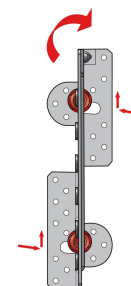
- Make a vertical pocket in the middle of the supported member 9 mm thick



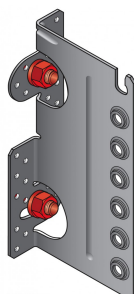
Installation du CBH sur les chevilles



Installation des écrous



Rotation du CBH



Position définitive sur béton

CBH
Concealed Beam Hanger

Technical Notes

Winchester Road Cardinal Point Tamworth Staffordshire B78
3HG
tel: +44 1827 255600
fax: +44 1827 255616

Copyright by Simpson Strong-Tie®
Information presented on this document is the exclusive property of Simpson Strong-Tie®
It is valid only when associated with products supplied by Simpson Strong-Tie®

CBH
**Concealed Beam
Hanger**



www.strongtie.co.uk