




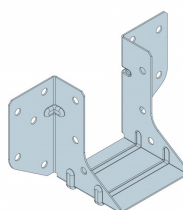
MHA Mini Hanger

The MHA is a galvanised mini joist hanger suitable for use with regularised timber, rough sawn timber, I-Joists and LVL. Ideally suited for small timber sections and timber members; such as trimmers and ceiling joists

Features

Material

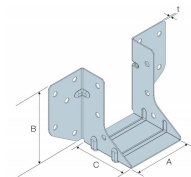
Pre-galvanised mild steel



MHA
Mini Hanger

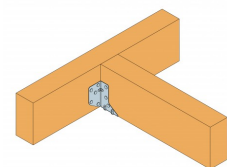
Technical Data

Product Dimensions



References	Hanger Dimensions [mm]				Holes	
	A	B	C	t	Header	Joist
					Ø4.1	Ø4.1
MHA38	38	66	45	0.8	10	6
MHA44	44	63	45	0.8	10	6
MHA47	47	62	45	0.8	10	6
MHA50	50	60	45	0.8	10	6

Performance Values - Solid Joists



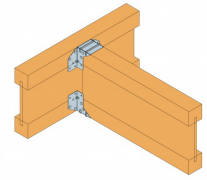
MHA Solid Joist Installation

References	Performance Values - Solid Joists									
	Fasteners		Characteristic Capacities [kN]				Safe Working Loads [kN]			
	Header	Joist	R _{1,k} C16 Header	R _{1,k} C24 Header	R _{1,k} TR26 Header	R _{2,k}	R _{1,SWL, Long Term} C16 Header	R _{1,SWL, Long Term} C24 Header	R _{1,SWL, Long Term} TR26 Header	R _{2,SWL, Short Term}
	Qty	Qty	N3.75x30 CSA4.0x30	N3.75x30 CSA4.0x30	N3.75x30 CSA4.0x30	N3.75x30 CSA4.0x30	N3.75x30 CSA4.0x30	N3.75x30 CSA4.0x30	N3.75x30 CSA4.0x30	N3.75x30 CSA4.0x30
MHA38	10	6	8.1	8.8	9.2	2.5	3.4	3.7	3.8	1.3
MHA44	10	6	8.1	8.8	9.2	2.5	3.4	3.7	3.8	1.3
MHA47	10	6	8.1	8.8	9.2	2.5	3.4	3.7	3.8	1.3
MHA50	10	6	8.1	8.8	9.2	2.5	3.4	3.7	3.8	1.3

Technical data sheet



MHA
Mini Hanger



Performance Values - I-Joists

MHA I-Joist Installation

References	Performance Values - I-Joists									
	Fasteners		Characteristic Capacities [kN]				Safe Working Loads [kN]			
	Header	Joist	R _{1,k} C24 Flanges	R _{1,k} LVL Flanges	R _{2,k} C24 Flanges	R _{2,k} LVL Flanges	R ₁ , SWL, Long Term C24 Flanges	R ₁ , SWL, Long Term LVL Flanges	R ₂ , SWL, Short Term C24 Flanges	R ₂ , SWL, Short Term LVL Flanges
	Qty	Qty	N3.75x30 CSA4.0x30	N3.75x30 CSA4.0x30	N3.75x30 CSA4.0x30	N3.75x30 CSA4.0x30	N3.75x30 CSA4.0x30	N3.75x30 CSA4.0x30	N3.75x30 CSA4.0x30	N3.75x30 CSA4.0x30
MHA38	8	8	3.9	3.5	3.9	3.5	1.6	1.5	2	1.8
MHA44	8	8	3.9	3.5	3.9	3.5	1.6	1.5	2	1.8
MHA47	8	8	3.9	3.5	3.9	3.5	1.6	1.5	2	1.8
MHA50	8	8	3.9	3.5	3.9	3.5	1.6	1.5	2	1.8

Note: Fasteners quantity and performance values are for 2 No MHA hangers

MHA
Mini Hanger

Installation

INSTALLATION NOTES

For solid header fill all nail holes. For I-Joist headers fill the bottom two nail holes on each side.

- Hanger depth should be at least 60% of carried member depth to prevent rotation. If less than 60%, then additional lateral restraint to the top of the carried member is required.

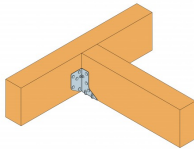
Solid Headers

Install 5 header nails per side [A] and install 3 joist nails per side [B]. Fasteners as stated in the relevant performance tables.

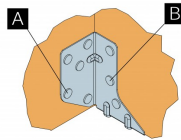
I-Joist Headers

For I-joist headers, 2 hangers are required; one top and one bottom

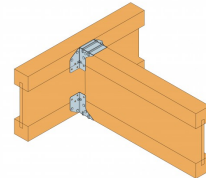
Fill the bottom 2 nail holes on each side; 2 header nails per side [C] and 2 joist nails per side [D]



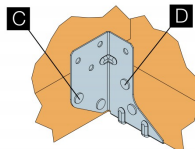
MHA Solid Joist Installation



MHA Solid Joist Nailing



MHA I-Joist Installation



MHA I-Joist Nailing

