

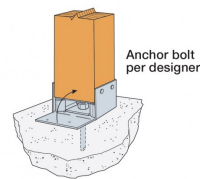

Technical data sheet

SIMPSON
Strong-Tie

ABW
Adjustable Post Base with Stand Off

The ABW is an adjustable post base with a stand off for the post to help prevent moisture induced decay to the timber post. Designed for versatility and cost effectiveness.

- *Slot in the base enables flexible positioning around the anchor bolt*
- *Can be installed onto a threaded bar in poured concrete or with a resin or mechanical anchor into solid concrete (sold separately)*



Features

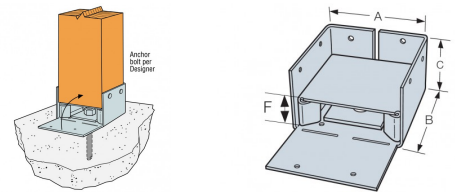
Material

- Pre-galvanised mild steel

ABW
Adjustable Post Base with Stand Off

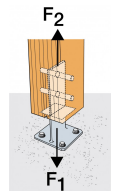
Technical Data

Product Dimensions



| References | Post Size [mm] | Product Dimensions [mm] | | | | | | | Holes | |
|------------|----------------|-------------------------|-------|------|------|----------------|----------------|-----------|-------------|-------------|
| | | A | B | C | F | t ₁ | t ₂ | Washer | Top Ø4.1 | Base Ø14 |
| ABW44Z | 89 x 89 | 90.5 | 90.5 | 59.5 | 25.4 | 1.6 | 1.6 | 50x50x3.5 | 8 | 1 |
| ABW44RZ | 100 x 100 | 101.6 | 101.6 | 50 | 25.4 | 1.6 | 1.6 | 50x50x3.5 | 8 | 1 |
| ABW66Z | 133 x 133 | 139.7 | 139.7 | 76.2 | 25.4 | 1.8 | 2.7 | 76x76x6.0 | 12 | 1 |
| ABW66RZ | 150 x 150 | 152.4 | 152.4 | 71.4 | 25.4 | 1.8 | 2.7 | 76x76x6.0 | 12 | 1 |

Characteristic Capacities



| References | Number of Fasteners | | | | Characteristic Capacity - Timber C24 [kN] | |
|------------|---------------------|-----------|---------------|---------|---|------------------|
| | Into Post | | Into Concrete | | R _{1,k} | R _{2,k} |
| | Qty | Nails | Qty | Anchors | | |
| ABW44Z | 8 | 3.75 x 75 | 1 | Ø12 | 53.9 | 3.1 |
| ABW44RZ | 8 | 3.75 x 75 | 1 | Ø12 | 58.2 | - |
| ABW66Z | 12 | 4.0 x 90 | 1 | Ø12 | 105.9 | 7.4 |
| ABW66RZ | 12 | 4.0 x 90 | 1 | Ø12 | 110.4 | 6.6 |

The published characteristic capacity is based on medium term load duration and service class 3 according to EC5 (EN 1995). For other load duration and service class, please refer to the ETA.

ABW

Adjustable Post Base with Stand Off

Installation

Installation

- Place the base, washer and nut on the anchor bolt, loosely fasten the nut
- Place the stand off base and then the post in the ABW and fasten on three vertical sides
- Make any necessary adjustments to post placements and tighten the nut anchor securely via the open side
- Bend up the fourth side of the ABW and fasten
- Not recommended when the top of post/column is not restrained (e.g. fence post)

Winchester Road Cardinal Point Tamworth Staffordshire
B78 3HG
tel: +44 1827 255600
fax: +44 1827 255616

Copyright by Simpson Strong-Tie®

Information presented on this document is the exclusive property of Simpson Strong-Tie®
It is valid only when associated with products supplied by Simpson Strong-Tie®

ABW

**Adjustable Post Base with
Stand Off**www.strongtie.co.uk